

### STORAGE AND DISPOSAL

Store in the closed, original container in a cool, well ventilated area. DO NOT store for prolonged periods in direct sunlight.

Triple or preferably pressure rinse containers before disposal. Add rinsings to the spray tank. DO NOT dispose of undiluted chemicals on site. If recycling, replace cap and return clean containers to recycler or designated collection point. If not recycling, break, crush, or puncture and bury empty containers in a local authority landfill. If no landfill is available, bury the containers below 500 mm in a disposal pit specifically marked and set up for this purpose clear of waterways, desirable vegetation and tree roots. Empty containers and product should not be burnt.

### SAFETY DIRECTIONS

Harmful if swallowed. Will irritate the eyes and skin. Avoid contact with eyes and skin.

When opening the container and preparing the spray wear:

- cotton overalls buttoned to the neck and wrist (or equivalent clothing)
- elbow length PVC gloves
- goggles or face shield

Wash hands after use. After each day's use, wash gloves, goggles or face shield and contaminated clothing.

### FIRST AID

If poisoning occurs, contact a doctor or Poisons Information Centre. Phone 131 126.

### MATERIAL SAFETY DATA SHEET

If additional hazard information is required refer to the Material Safety Data Sheet. For a copy phone 1800 067 108 or visit our website at [www.syngenta.com.au](http://www.syngenta.com.au)

### MANUFACTURER'S WARRANTY AND EXCLUSION OF LIABILITY

Syngenta has no control over storage, handling and manner of use of this product. Where this material is not stored, handled or used correctly and in accordance with directions, no express or implied representations or warranties concerning this product (other than non-excludable statutory warranties) will apply. Syngenta accepts no liability for any loss or damage arising from incorrect storage, handling or use.


® Product names marked ®, the SYNGENTA logo and the CP FRAME  are trademarks of a Syngenta Group Company

\* Trademark

APVMA Approval No: 50919/600/1008

SCPEL 695G 0808 267969

Batch No	
Date of Manufacture	




# POISON

KEEP OUT OF REACH OF CHILDREN

READ SAFETY DIRECTIONS BEFORE OPENING OR USING

# PROCLAIM<sup>®</sup>

## INSECTICIDE



ACTIVE CONSTITUENT: 44 g/kg EMAMECTIN  
present as EMAMECTIN BENZOATE

**GROUP 6A INSECTICIDE**

For the control of Diamondback Moth (Cabbage Moth) and Cabbage White Butterfly in Brassica Vegetables, Lightbrown Apple Moth and Grapevine Moth in Grapes and Heliothis in Capsicum, Lettuce, Sweet Corn and Tomatoes

IMPORTANT: Read the attached booklet before use

## 600 g NET

Syngenta Crop Protection Pty Limited  
Level 1, 2-4 Lyonpark Road, Macquarie Park NSW 2113

In a transport emergency dial 000, Police or Fire Brigade  
For specialist advice in an emergency only, call 1800 033 111 (24 hours)

APVMA Approval No: 50919/600/1008  
SCPEL 695G 0808  
267869

syngenta<sup>®</sup>

**Compatibility**

PROCLAIM is compatible with Chess® Insecticide, Delfin® WG Insecticide, Pirimor® WG Aphicide, Supracide® 400 EC, Topas® 100 EC Systemic Fungicide, Citowett, Agral, Confidor® 200 SC Insecticide, Mavrik® Aquaflo Insecticide and mancozeb. As formulations of other manufacturer's products are beyond the control of Syngenta Crop Protection, and the quality of water may vary with location, all mixtures should be tested prior to mixing commercial quantities.

**Insecticide Resistance Warning** **GROUP 6A INSECTICIDE**

For insecticide resistance management PROCLAIM INSECTICIDE is a Group 6A insecticide. Some naturally occurring insect biotypes resistant to PROCLAIM and other Group 6A insecticides may exist through normal genetic variability in any insect population. The resistant individuals can eventually dominate the insect population if PROCLAIM and other Group 6A insecticides are used repeatedly. The effectiveness of PROCLAIM on resistant individuals could be significantly reduced. Since occurrence of resistant individuals is difficult to detect prior to use, Syngenta Crop Protection Pty Limited accepts no liability for any losses that may result from failure of PROCLAIM to control resistant insects. PROCLAIM may be subject to specific resistance management strategies. For further information contact your supplier, Syngenta Crop Protection representative or local agricultural department agronomist.

**PRECAUTION**

**Re-entry period:** DO NOT allow entry into treated areas for 8 hours or until the spray has dried. If prior entry is necessary, wear chemical resistant gloves.

**PROTECTION OF WILDLIFE, FISH, CRUSTACEANS AND ENVIRONMENT**

Dangerous to fish and other aquatic organisms. DO NOT contaminate streams, rivers or waterways with the chemical or used containers. DO NOT apply under weather conditions or from spraying equipment which could be expected to cause spray to drift onto adjacent areas, particularly wetlands, water bodies or watercourses.

**PROTECTION OF LIVESTOCK**

Dangerous to bees. DO NOT spray any plants in flower while bees are foraging.

**STORAGE AND DISPOSAL**

Store in the closed, original container in a cool, well ventilated area. DO NOT store for prolonged periods in direct sunlight. Triple or preferably pressure rinse containers before disposal. Add rinsings to the spray tank. DO NOT dispose of undiluted chemicals on site. If recycling, replace cap and return clean containers to recycler or designated collection point. If not recycling, break, crush, or puncture and bury empty containers in a local authority landfill. If no landfill is available, bury the containers below 500 mm in a disposal pit specifically marked and set up for this purpose clear of waterways, desirable vegetation and tree roots. Empty containers and product should not be burnt.

**SAFETY DIRECTIONS**

Harmful if swallowed. Will irritate the eyes and skin. Avoid contact with eyes and skin. When opening the container and preparing the spray wear:

- cotton overalls buttoned to the neck and wrist (or equivalent clothing)
- elbow length PVC gloves
- goggles or face shield

Wash hands after use. After each day's use, wash gloves, goggles or face shield and contaminated clothing.

**FIRST AID**

If poisoning occurs, contact a doctor or Poisons Information Centre. Phone 131 126.

**MATERIAL SAFETY DATA SHEET**

If additional hazard information is required refer to the Material Safety Data Sheet. For a copy phone 1800 067 108 or visit our website at [www.syngenta.com.au](http://www.syngenta.com.au)

**MANUFACTURER'S WARRANTY AND EXCLUSION OF LIABILITY**

Syngenta has no control over storage, handling and manner of use of this product. Where this material is not stored, handled or used correctly and in accordance with directions, no express or implied representations or warranties concerning this product (other than non-excludable statutory warranties) will apply. Syngenta accepts no liability for any loss or damage arising from incorrect storage, handling or use.

® Product names marked ®, the SYNGENTA logo and the CP FRAME  are trademarks of a Syngenta Group Company  
\* Trademark

LIFT  
HERE


**POISON**  
KEEP OUT OF REACH OF CHILDREN  
READ SAFETY DIRECTIONS BEFORE OPENING OR USING

**PROCLAIM**®



APVMA  
APPROVED  
LABEL

**INSECTICIDE**



ACTIVE CONSTITUENT: 44 g/kg EMAMECTIN  
present as EMAMECTIN BENZOATE

**GROUP 6A INSECTICIDE**

*For the control of Diamondback Moth  
(Cabbage Moth) and Cabbage White  
Butterfly in Brassica Vegetables,  
Lightbrown Apple Moth and Grapevine  
Moth in Grapes and Heliothis in Capsicum,  
Lettuce, Sweet Corn and Tomatoes*

**IMPORTANT: Read this booklet before use**

**600 g NET**

Syngenta Crop Protection Pty Limited  
Level 1, 2-4 Lyonpark Road, Macquarie Park NSW 2113

*In a transport emergency dial 000, Police or Fire Brigade  
For specialist advice in an emergency only, call 1800 033 111 (24 hours)*

APVMA Approval No: 50919/600/1008  
SCPEL 695G 0808  
267869

**syngenta**®

**DIRECTIONS FOR USE**

Crop	Pest	Rate	Critical Comments
<b>Brassica Vegetables</b> Broccoli, Brussels Sprouts, Cabbages, Cauliflower only	Diamondback Moth (Cabbage Moth) ( <i>Plutella xylostella</i> ), Cabbage White Butterfly ( <i>Pieris rapae</i> )	250 to 300 g/ha	Spray at first signs of insect infestation as indicated by local spray thresholds. Use the lower rate on low to moderate infestations. Add Citowett* or Agral® at the appropriate label rate. DO NOT make more than 4 applications to any brassica crop. Where more than one crop is grown DO NOT make more than 4 applications of PROCLAIM in any one year. PROCLAIM should be used according to CropLife insecticide resistance strategy.
<b>Capsicum, Lettuce</b>	Heliothis ( <i>Helicoverpa armigera</i> , <i>Helicoverpa punctigera</i> )	150 to 250 g/ha	Spray at first signs of insect infestation as indicated by local spray thresholds. For best results apply soon after the <i>Helicoverpa</i> eggs have hatched. DO NOT apply more than 4 sprays of PROCLAIM per crop. Where more than one crop is grown per year DO NOT apply more than 4 sprays per year. Ensure thorough spray coverage. Use the lower rate when targeting light infestations of small larvae. Use 250 g/ha during periods of heavy insect pressure or under very hot and sunny conditions. PROCLAIM should be used according to the CropLife resistance strategies.
<b>Grapes</b> (except grapes grown for dried fruit production)	Light Brown Apple Moth, Grapevine Moth	<b>Dilute Spraying:</b> 15 g/100 L  <b>Concentrate Spraying:</b> Refer to the Mixing/ Application section	DO NOT apply after bunch closure. For optimal control of Light Brown Apple Moth apply soon after egg lay when larvae are small in size and before larvae become webbed into the bunches. Eggs laid after application on new growth may not be controlled. For Grapevine Moth control, spray when local threshold levels have been reached. Monitor pest levels after application, a further application may be required (minimum retreatment interval: 7 to 14 days). Apply by dilute or concentrate spraying equipment. Apply a maximum of 2 applications. Ensure thorough coverage. Apply the same amount of product to the target crop whether applying this product by dilute or concentrate spraying methods.
<b>Sweet Corn</b>	Heliothis ( <i>Helicoverpa armigera</i> , <i>Helicoverpa punctigera</i> )	150 to 250 g/ha	For best results apply just prior to or just after the <i>Helicoverpa</i> eggs have hatched, but before larvae enter the cob. DO NOT apply more than 4 sprays of PROCLAIM per crop. Where more than one crop is grown per year DO NOT apply more than 4 sprays per year. Thorough spray coverage is critical. Larvae present within the cob at the time of spraying may not be controlled. Use the lower rate when targeting light infestations of small larvae. PROCLAIM should be used according to the CropLife resistance strategies.
<b>Tomatoes</b>	Heliothis ( <i>Helicoverpa armigera</i> , <i>Helicoverpa punctigera</i> )	150 to 250 g/ha or 15 to 25 g /100 L (dilute spraying) for Trellised Tomatoes  <b>Concentrate Spraying:</b> Refer to the Mixing/ Application section	Spray at first signs of insect infestation as indicated by local spray thresholds. For best results apply soon after the <i>Helicoverpa</i> eggs have hatched. DO NOT apply more than 4 sprays of PROCLAIM per crop. Where more than one crop is grown per year DO NOT apply more than 4 sprays per year. Ensure thorough spray coverage. Use the lower rate when targeting light infestations of small larvae. Use 250 g/ha during periods of heavy insect pressure or under very hot and sunny conditions. <b>Trellised Tomatoes:</b> In the case of dilute spraying (g/100 L) apply in the range of 400 to 500 L/ha after transplanting and increase to 800 to 1000 L/ha at full canopy. PROCLAIM should be used according to the CropLife resistance strategies.

**NOT TO BE USED FOR ANY PURPOSE, OR IN ANY MANNER, CONTRARY TO THIS LABEL UNLESS AUTHORISED UNDER APPROPRIATE LEGISLATION**

**WITHHOLDING PERIODS**

**Brassica Vegetables:** DO NOT HARVEST FOR 3 DAYS AFTER APPLICATION  
DO NOT USE TREATED CROP, CROP WASTE OR PRODUCE FOR STOCK FOOD

**Capsicum, Lettuce, Tomatoes:**  
DO NOT HARVEST FOR 3 DAYS AFTER APPLICATION  
DO NOT ALLOW LIVESTOCK TO GRAZE TREATED CROPS OR CROP STUBBLE

**Grapes:**  
DO NOT HARVEST FOR 8 WEEKS AFTER APPLICATION  
DO NOT GRAZE TREATED AREAS, OR CUT FOR STOCKFEED, FOR 8 WEEKS AFTER APPLICATION

**Sweet Corn:**  
DO NOT HARVEST FOR 3 DAYS AFTER APPLICATION  
DO NOT GRAZE OR CUT FOR STOCK FOOD FOR 21 DAYS AFTER APPLICATION

**EXPORT TRADE ADVICE**

Treated crop commodities destined for export may require extra time being allowed between application and harvest, as some export market have either no Maximum Residue Limits (MRLs) or different MRLs to those of Australia. Details of overseas standards and any export interval can be obtained by contacting Syngenta Crop Protection before using this product.

**GENERAL INSTRUCTIONS**

**Mixing**

Add the required amount of PROCLAIM to a partly filled spray tank, and then add the remainder of the water.

**Application**

PROCLAIM is not systemic making good coverage essential - ensure thorough coverage of the crop DO NOT apply by aerial application

**Brassica Vegetables:** Apply PROCLAIM in a minimum of 400 L water/ha  
**Capsicum, Lettuce, Sweet Corn and Tomatoes:** Ensure thorough coverage of the crop  
**Grapes:** Apply PROCLAIM in a minimum of 250 L water/ha

**Mixing/Application: Grapes and Trellised Tomatoes**

**Dilute Spraying**

Use a sprayer designed to apply high volumes of water up to the point of runoff and matched to the crop being sprayed. Set up and operate the sprayer to achieve even coverage throughout the crop canopy. Apply sufficient water to cover the crop to the point of runoff. Avoid excessive runoff. The required water volume may be determined by applying different test volumes, using different settings on the sprayer, from industry guidelines or expert advice. Add the amount of product specified in the Directions for Use table for each 100 L of water. Spray to the point of runoff. The required dilute spray volume will change and the sprayer set up and operation may also need to be changed, as the crop grows.

**Concentrate Spraying**

Use a sprayer designed and set up for concentrate spraying (that is a sprayer which applies water volumes less than those required to reach the point of runoff) and matched to the crop being sprayed. Set up and operate the sprayer to achieve even coverage throughout the crop canopy using your chosen water volume. Determine an appropriate dilute spray volume (see Dilute Spraying) for the crop canopy. This is needed to calculate the concentrate mixing rate.

The mixing rate for concentrate spraying can then be calculated in the following way:

**Example only:**

1. Dilute spray volume as determined above: For example 1000 L/ha
2. Your chosen concentrate spray volume: For example 500 L/ha
3. The concentration factor in this example is: 2 X (ie. 1000 L ÷ 500 L = 2)
4. If the dilute label rate is 15 g/100 L, then the concentrate rate becomes 2 x 15, that is 30 g/100 L of concentrate spray

The chosen spray volume, amount of product per 100 L of water, and the sprayer set up and operation may need to be changed as the crop grows.

For further information on concentrate spraying, users are advised to consult relevant industry guidelines, undertake appropriate competency training and follow industry Best Practices.




# POISON

KEEP OUT OF REACH OF CHILDREN  
READ SAFETY DIRECTIONS BEFORE OPENING OR USING

# PROCLAIM®

## INSECTICIDE



ACTIVE CONSTITUENT: 44 g/kg EMAMECTIN  
present as EMAMECTIN BENZOATE

**GROUP 6A INSECTICIDE**

*For the control of Diamondback Moth (Cabbage Moth) and Cabbage White Butterfly in Brassica Vegetables, Lightbrown Apple Moth and Grapevine Moth in Grapes and Heliothis in Capsicum, Lettuce, Sweet Corn and Tomatoes*

**IMPORTANT:** Read the attached booklet before use

## 3 kg NET

Syngenta Crop Protection Pty Limited  
Level 1, 2-4 Lyonpark Road, Macquarie Park NSW 2113

*In a transport emergency dial 000, Police or Fire Brigade  
For specialist advice in an emergency only,  
call 1800 033 111 (24 hours)*

APVMA Approval No: 50919/3/1008  
SCPEL 1981 0808  
266842



**STORAGE AND DISPOSAL**

Store in the closed, original container in a cool, well ventilated area. DO NOT store for prolonged periods in direct sunlight. Triple or preferably pressure rinse containers before disposal. Add rinsings to the spray tank. DO NOT dispose of undiluted chemicals on site. If recycling, replace cap and return clean containers to recycler or designated collection point. If not recycling, break, crush, or puncture and bury empty containers in a local authority landfill. If no landfill is available, bury the containers below 500 mm in a disposal pit specifically marked and set up for this purpose clear of waterways, desirable vegetation and tree roots. Empty containers and product should not be burnt.

**SAFETY DIRECTIONS**

**Harmful if swallowed. Will irritate the eyes and skin. Avoid contact with eyes and skin. When opening the container and preparing the spray wear:**

- cotton overalls buttoned to the neck and wrist (or equivalent clothing)
- elbow length PVC gloves
- goggles or face shield

**Wash hands after use. After each day's use, wash gloves, goggles or face shield and contaminated clothing.**

**FIRST AID**

**If poisoning occurs, contact a doctor or Poisons Information Centre. Phone 131 126.**

**MATERIAL SAFETY DATA SHEET**

If additional hazard information is required refer to the Material Safety Data Sheet. For a copy phone 1800 067 108 or visit our website at [www.syngenta.com.au](http://www.syngenta.com.au)

**MANUFACTURER'S WARRANTY AND EXCLUSION OF LIABILITY**

Syngenta has no control over storage, handling and manner of use of this product. Where this material is not stored, handled or used correctly and in accordance with directions, no express or implied representations or warranties concerning this product (other than non-excludable statutory warranties) will apply. Syngenta accepts no liability for any loss or damage arising from incorrect storage, handling or use.


© Product names marked ©, the SYNGENTA logo and the CP FRAME  are trademarks of a Syngenta Group Company

\* Trademark

APVMA Approval No: 50919/3/1008


SCPEL 1980 0808

266841



9 322642 003173

Batch No	
Date of Manufacture	



LIFT  
HERE




# POISON

KEEP OUT OF REACH OF CHILDREN  
READ SAFETY DIRECTIONS BEFORE OPENING OR USING

# PROCLAIM<sup>®</sup>

**INSECTICIDE**



ACTIVE CONSTITUENT: 44 g/kg EMAMECTIN  
present as EMAMECTIN BENZOATE

**GROUP 6A INSECTICIDE**

*For the control of Diamondback Moth  
(Cabbage Moth) and Cabbage White  
Butterfly in Brassica Vegetables,  
Lightbrown Apple Moth and Grapevine  
Moth in Grapes and Heliothis in Capsicum,  
Lettuce, Sweet Corn and Tomatoes*

IMPORTANT: Read this booklet before use

## 3 kg NET

Syngenta Crop Protection Pty Limited  
Level 1, 2-4 Lyonpark Road, Macquarie Park NSW 2113

*In a transport emergency dial 000, Police or Fire Brigade  
For specialist advice in an emergency only,  
call 1800 033 111 (24 hours)*

APVMA Approval No: 50919/3/1008  
SCPCL 1981 0808  
266842

**syngenta<sup>®</sup>**



**APPROVED  
LABEL**

**DIRECTIONS FOR USE**

Crop	Pest	Rate	Critical Comments
<b>Brassica Vegetables</b> Broccoli, Brussels Sprouts, Cabbages, Cauliflower only	Diamondback Moth (Cabbage Moth) ( <i>Plutella xylostella</i> ), Cabbage White Butterfly ( <i>Pieris rapae</i> )	250 to 300 g/ha	Spray at first signs of insect infestation as indicated by local spray thresholds. Use the lower rate on low to moderate infestations. Add Citowett* or Agral® at the appropriate label rate. DO NOT make more than 4 applications to any brassica crop. Where more than one crop is grown DO NOT make more than 4 applications of PROCLAIM in any one year. PROCLAIM should be used according to CropLife insecticide resistance strategy.
<b>Capsicum, Lettuce</b>	Heliothis ( <i>Helicoverpa armigera</i> , <i>Helicoverpa punctigera</i> )	150 to 250 g/ha	Spray at first signs of insect infestation as indicated by local spray thresholds. For best results apply soon after the <i>Helicoverpa</i> eggs have hatched. DO NOT apply more than 4 sprays of PROCLAIM per crop. Where more than one crop is grown per year DO NOT apply more than 4 sprays per year. Ensure thorough spray coverage. Use the lower rate when targeting light infestations of small larvae. Use 250 g/ha during periods of heavy insect pressure or under very hot and sunny conditions. PROCLAIM should be used according to the CropLife resistance strategies.
<b>Grapes</b> (except grapes grown for dried fruit production)	Light Brown Apple Moth, Grapevine Moth	<b>Dilute Spraying:</b> 15 g/100 L  <b>Concentrate Spraying:</b> Refer to the Mixing/Application Section	DO NOT apply after bunch closure. For optimal control of Light Brown Apple Moth apply soon after egg lay when larvae are small in size and before larvae become webbed into the bunches. Eggs laid after application on new growth may not be controlled. For Grapevine Moth control, spray when local threshold levels have been reached. Monitor pest levels after application, a further application may be required (minimum retreatment interval: 7 to 14 days). Apply by dilute or concentrate spraying equipment. Apply a maximum of 2 applications. Ensure thorough coverage. Apply the same amount of product to the target crop whether applying this product by dilute or concentrate spraying methods.
<b>Sweet Corn</b>	Heliothis ( <i>Helicoverpa armigera</i> , <i>Helicoverpa punctigera</i> )	150 to 250 g/ha	For best results apply just prior to or just after the <i>Helicoverpa</i> eggs have hatched, but before larvae enter the cob. DO NOT apply more than 4 sprays of PROCLAIM per crop. Where more than one crop is grown per year DO NOT apply more than 4 sprays per year. Thorough spray coverage is critical. Larvae present within the cob at the time of spraying may not be controlled. Use the lower rate when targeting light infestations of small larvae. PROCLAIM should be used according to the CropLife resistance strategies.

Crop	Pest	Rate	Critical Comments
<b>Tomatoes</b>	Heliothis ( <i>Helicoverpa armigera</i> , <i>Helicoverpa punctigera</i> )	150 to 250 g/ha or 15 to 25 g /100 L (dilute spraying) for Trellised Tomatoes  <b>Concentrate Spraying:</b> Refer to the Mixing/Application section	Spray at first signs of insect infestation as indicated by local spray thresholds. For best results apply soon after the <i>Helicoverpa</i> eggs have hatched. DO NOT apply more than 4 sprays of PROCLAIM per crop. Where more than one crop is grown per year DO NOT apply more than 4 sprays per year. Ensure thorough spray coverage. Use the lower rate when targeting light infestations of small larvae. Use 250 g/ha during periods of heavy insect pressure or under very hot and sunny conditions. <b>Trellised Tomatoes:</b> In the case of dilute spraying (g/100 L) apply in the range of 400 to 500 L/ha after transplanting and increase to 800 to 1000 L/ha at full canopy. PROCLAIM should be used according to the CropLife resistance strategies.

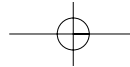
**NOT TO BE USED FOR ANY PURPOSE, OR IN ANY MANNER, CONTRARY TO THIS LABEL UNLESS AUTHORISED UNDER APPROPRIATE LEGISLATION**

**WITHHOLDING PERIODS**

- Brassica Vegetables:** DO NOT HARVEST FOR 3 DAYS AFTER APPLICATION  
DO NOT USE TREATED CROP, CROP WASTE OR PRODUCE FOR STOCK FOOD
- Capsicum, Lettuce, Tomatoes:** DO NOT HARVEST FOR 3 DAYS AFTER APPLICATION  
DO NOT ALLOW LIVESTOCK TO GRAZE TREATED CROPS OR CROP STUBBLE
- Grapes:** DO NOT HARVEST FOR 8 WEEKS AFTER APPLICATION  
DO NOT GRAZE TREATED AREAS, OR CUT FOR STOCKFEED, FOR 8 WEEKS AFTER APPLICATION
- Sweet Corn:** DO NOT HARVEST FOR 3 DAYS AFTER APPLICATION  
DO NOT GRAZE OR CUT FOR STOCK FOOD FOR 21 DAYS AFTER APPLICATION

**EXPORT TRADE ADVICE**

Treated crop commodities destined for export may require extra time being allowed between application and harvest, as some export market have either no Maximum Residue Limits (MRLs) or different MRLs to those of Australia. Details of overseas standards and any export interval can be obtained by contacting Syngenta Crop Protection before using this product.



## GENERAL INSTRUCTIONS

### Mixing

Add the required amount of PROCLAIM to a partly filled spray tank, and then add the remainder of the water.

### Application

PROCLAIM is not systemic making good coverage essential - ensure thorough coverage of the crop  
DO NOT apply by aerial application

**Brassica Vegetables:** Apply PROCLAIM in a minimum of 400 L water/ha

**Capsicums, Lettuce, Sweet Corn and Tomatoes:** Ensure thorough coverage of the crop

**Grapes:** Apply PROCLAIM in a minimum of 250 L water/ha

### Mixing/Application: Grapes and Trellised Tomatoes

#### Dilute Spraying

Use a sprayer designed to apply high volumes of water up to the point of runoff and matched to the crop being sprayed. Set up and operate the sprayer to achieve even coverage throughout the crop canopy. Apply sufficient water to cover the crop to the point of runoff. Avoid excessive runoff. The required water volume may be determined by applying different test volumes, using different settings on the sprayer, from industry guidelines or expert advice. Add the amount of product specified in the Directions for Use table for each 100 L of water. Spray to the point of runoff. The required dilute spray volume will change and the sprayer set up and operation may also need to be changed, as the crop grows.

#### Concentrate Spraying

Use a sprayer designed and set up for concentrate spraying (that is a sprayer which applies water volumes less than those required to reach the point of runoff) and matched to the crop being sprayed. Set up and operate the sprayer to achieve even coverage throughout the crop canopy using your chosen water volume. Determine an appropriate dilute spray volume (see Dilute Spraying) for the crop canopy. This is needed to calculate the concentrate mixing rate.

The mixing rate for concentrate spraying can then be calculated in the following way:

#### Example only:

1. Dilute spray volume as determined above: For example 1000 L/ha
  2. Your chosen concentrate spray volume: For example 500 L/ha
  3. The concentration factor in this example is: 2 X (ie.  $1000 \text{ L} \div 500 \text{ L} = 2$ )
  4. If the dilute label rate is 15 g/100 L, then the concentrate rate becomes 2 x 15, that is 30 g/100 L of concentrate spray
- The chosen spray volume, amount of product per 100 L of water, and the sprayer set up and operation may need to be changed as the crop grows.

For further information on concentrate spraying, users are advised to consult relevant industry guidelines, undertake appropriate competency training and follow industry Best Practices.

### Compatibility

PROCLAIM is compatible with Chess® Insecticide, Delfin® WG Insecticide, Pirimor® WG Aphicide, Supracide® 400 EC, Topas® 100 EC Systemic Fungicide, Citowett, Agral, Confidor® 200 SC Insecticide, Mavrik® Aquaflo Insecticide and mancozeb. As formulations of other manufacturer's products are beyond the control of Syngenta Crop Protection, and the quality of water may vary with location, all mixtures should be tested prior to mixing commercial quantities.

## GROUP 6A INSECTICIDE

### Insecticide Resistance Warning

For insecticide resistance management PROCLAIM INSECTICIDE is a Group 6A insecticide. Some naturally occurring insect biotypes resistant to PROCLAIM and other Group 6A insecticides may exist through normal genetic variability in any insect population. The resistant individuals can eventually dominate the insect population if PROCLAIM and other Group 6A insecticides are used repeatedly. The effectiveness of PROCLAIM on resistant individuals could be significantly reduced. Since occurrence of resistant individuals is difficult to detect prior to use, Syngenta Crop Protection Pty Limited accepts no liability for any losses that may result from failure of PROCLAIM to control resistant insects. PROCLAIM may be subject to specific resistance management strategies. For further information contact your supplier, Syngenta Crop Protection representative or local agricultural department agronomist.

### PRECAUTION

**Re-entry period:** DO NOT allow entry into treated areas for 8 hours or until the spray has dried. If prior entry is necessary, wear chemical resistant gloves.

### PROTECTION OF WILDLIFE, FISH, CRUSTACEANS AND ENVIRONMENT

Dangerous to fish and other aquatic organisms. DO NOT contaminate streams, rivers or waterways with the chemical or used containers. DO NOT apply under weather conditions or from spraying equipment which could be expected to cause spray to drift onto adjacent areas, particularly wetlands, water bodies or watercourses.

### PROTECTION OF LIVESTOCK

Dangerous to bees. DO NOT spray any plants in flower while bees are foraging.

### STORAGE AND DISPOSAL

Store in the closed, original container in a cool, well ventilated area. DO NOT store for prolonged periods in direct sunlight. Triple or preferably pressure rinse containers before disposal. Add rinsings to the spray tank. DO NOT dispose of undiluted chemicals on site. If recycling, replace cap and return clean containers to recycler or designated collection point. If not recycling, break, crush, or puncture and bury empty containers in a local authority landfill. If no landfill is available, bury the containers below 500 mm in a disposal pit specifically marked and set up for this purpose clear of waterways, desirable vegetation and tree roots. Empty containers and product should not be burnt.

### SAFETY DIRECTIONS

Harmful if swallowed. Will irritate the eyes and skin. Avoid contact with eyes and skin. When opening the container and preparing the spray wear:

- cotton overalls buttoned to the neck and wrist (or equivalent clothing)
- elbow length PVC gloves
- goggles or face shield

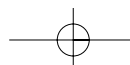
Wash hands after use. After each day's use, wash gloves, goggles or face shield and contaminated clothing.

### FIRST AID

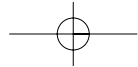
If poisoning occurs, contact a doctor or Poisons Information Centre. Phone 131 126.

### MATERIAL SAFETY DATA SHEET

If additional hazard information is required refer to the Material Safety Data Sheet. For a copy phone 1800 067 108 or visit our website at [www.syngenta.com.au](http://www.syngenta.com.au)





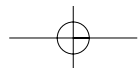
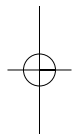
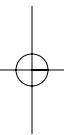


**MANUFACTURER'S WARRANTY AND EXCLUSION OF LIABILITY**

Syngenta has no control over storage, handling and manner of use of this product. Where this material is not stored, handled or used correctly and in accordance with directions, no express or implied representations or warranties concerning this product (other than non-excludable statutory warranties) will apply. Syngenta accepts no liability for any loss or damage arising from incorrect storage, handling or use.

© Product names marked ©, the SYNGENTA logo and the CP FRAME  are trademarks of a Syngenta Group Company  
\* Trademark

SCPEL 1981 0808  
266842



6

7